



**KV Custom  
Windows + Doors**



**Entrance Doors**





**01. Doorlite Collections**

- 06. Duncan
- 08. Alexandria
- 10. Avenue
- 12. Dayton
- 14. Fifeshire
- 16. Old Colony
- 18. Brighton
- 20. Glencarin
- 22. Wilshire
- 24. Dunvegan
- 26. Bedford
- 28. Caldo
- 30. Torrington Chinchilla
- 32. Torrington Sandblast

- 34. Starwell
- 36. Santos
- 38. Maybrook
- 40. Lyndhurst
- 42. Laurel
- 44. Howtham
- 46. Genesse
- 48. Fraser
- 50. Fairhaven
- 52. Fairfax
- 54. Cierra
- 56. Ormsby

**02. Wrought Iron Designs**

- 60. Aldburn
- 62. Somerset
- 64. Strathallan

**03. Textured Glass Collections**

- 68. Chinchilla
- 70. Sandblast
- 72. Mistlite

**04. Specialty Door Collections**

- 76. Venting units
- 78. Internal mini blinds
- 80. Garden door designs
- 82. Executive panels
- 84. Clearview
- 86. Grill options
- 88. Grill patterns

**05. Standard Door Collections**

- 92. Massey
- 94. Harrison
- 96. Claremont
- 98. Alscott

**06. Door Options & Accessories**

- 102. Steel doors
- 104. Fibreglass doors
- 106. Caming options
- 108. Decorative glass options
- 110. Colour options
- 112. Standard features
- 114. Exterior accessories
- 115. Anatomy
- 116. Hardware
- 118. Technology
- 120. Condensation



# Elegant designs made with care.

Our Doorlite Collections feature unique styles and designs that complement your home. Whether antique or modern, we provide a custom door that truly reflects your style.

# 01

## Doorlite Collections



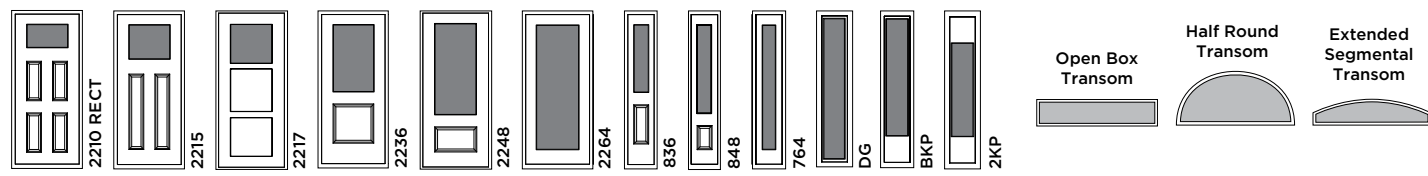


**Duncan**  
Dynamic and contemporary.



► Focused, centered and vibrant—the Duncan collection offers a modern-day look with its classic patina coming. Duncan's pronounced borders create an impressive outline that adds a lively character to your entryway.

AVAILABLE SIZES



2248 764  
2-Panel E Woodgrain Fibreglass Door



764 2264 764




2217/EXE 764



836 2236 836

# Duncan



Doors Available in: Steel/Smooth Fibreglass/Woodgrain Fibreglass

Glass Caming Options: Patina

Glass Type in Design: Clear Bevels/Rain/Kasumi

Please visit a KV dealer near you to see our full colour chart.

Privacy Scale



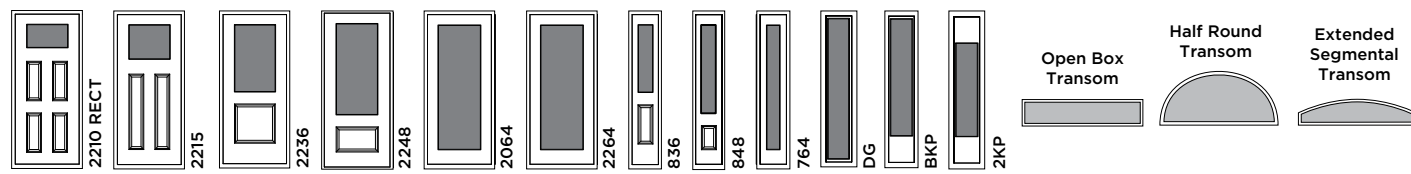


**Alexandria**  
A distinguished presence.



► The Alexandria collection brings classic distinction and refinement to your home. The symmetrical, clear beveled glass edges of the striking glass create a strong visual presence and flair.

AVAILABLE SIZES



2248  
2-Panel R Woodgrain Fibreglass Door



836      2236      836




2236



2264      2264

# Alexandria



Doors Available in: Steel/Smooth Fibreglass/Woodgrain Fibreglass

Glass Caming Options: Patina

Glass Type in Design: Clear Bevels/Flute/Kasumi

Please visit a KV dealer near you to see our full colour chart.

Privacy Scale



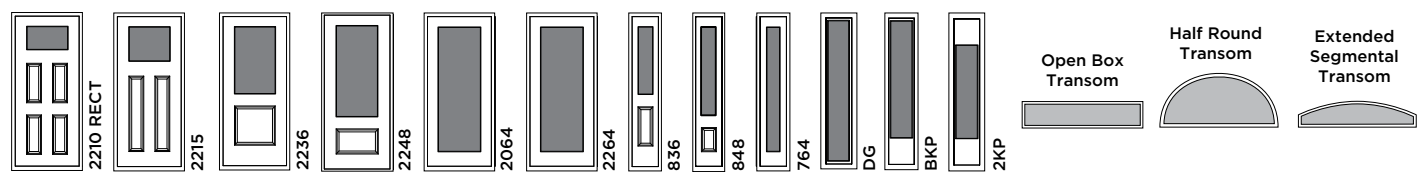


**Avenue**  
Distinguished appeal.



► Take a walk into the modern, confident glamour of the Avenue collection. This versatile combination of clear and decorative glass unites for beautifully bold results and adds a personal touch to your home.

AVAILABLE SIZES



2264  
Flush Woodgrain  
Fibreglass Door



764 2214 764




VOG DG



836 2236 836

# Avenue



Doors Available in: Steel/Smooth Fibreglass/Woodgrain Fibreglass  
Glass Caming Options: Patina  
Glass Type in Design: Sandblast/Rain/Seedy/Delta Sandblast  
Please visit a KV dealer near you to see our full colour chart.

Privacy Scale






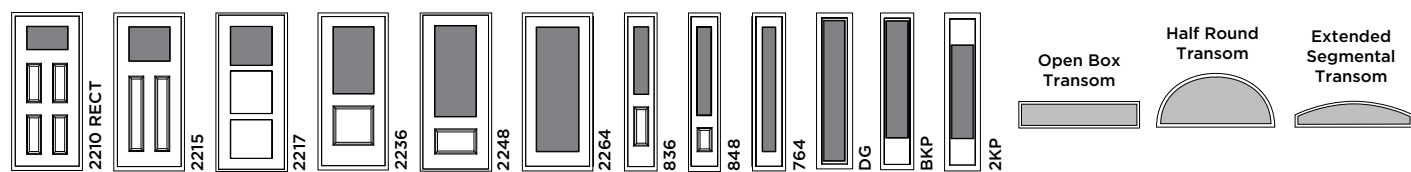
# Dayton

Layered, contemporary distinction.



▶ Broad rectangular layers combine to create the simplified grace of the Dayton collection. Classic, contemporary design is realized with granite glass, clear bevels and a luminating finish.

### AVAILABLE SIZES



2264  
Flush Woodgrain Fibreglass Door



764 2217/EXE 764




2248/EXE



836 2236 836



# Dayton



Doors Available in: Steel/Smooth Fibreglass/Woodgrain Fibreglass

Glass Caming Options: Patina/Satin Nickel

Glass Type in Design: Granite/Clear Bevels/Luminating

Please visit a KV dealer near you to see our full colour chart.

Privacy Scale





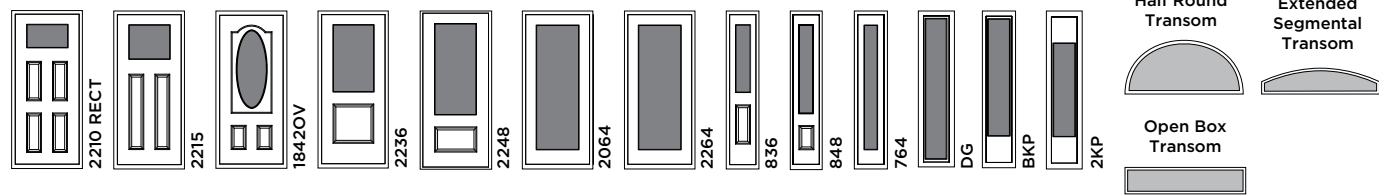
# Fifeshire

A time-honoured welcome.



► The inviting Fifeshire collection offers the charm of traditional simplicity. With its elegant curves along the top and bottom of the glass, Fifeshire adds a sophisticated statement to any entrance.

### AVAILABLE SIZES



2236  
2-Panel Square Smooth Fibreglass Door



DG 1842OV DG




2214



836 2236 836



# Fifeshire



Doors Available in: Steel/Smooth Fibreglass/Woodgrain Fibreglass

Glass Caming Options: Satin Nickel

Glass Type in Design: Hammered/Chinchilla/Clear Bevels

Please visit a KV dealer near you to see our full colour chart.

Privacy Scale



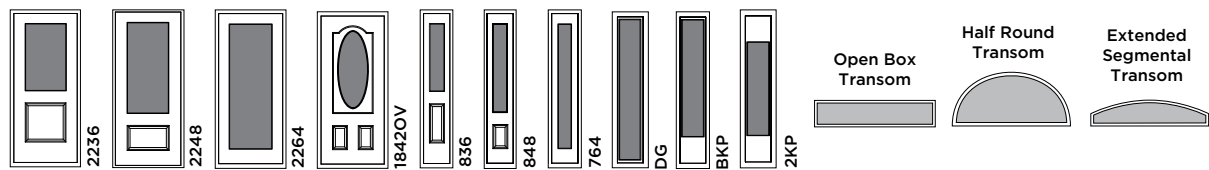


**Old Colony**  
Alluring enchantment.



► There's no mistaking the timeless prestige of the Old Colony collection. The refined beauty of the elegant, diamond design creates a striking presence in any entranceway.

AVAILABLE SIZES



2248  
3-Panel Woodgrain Fibreglass Door



2236




764      2264      764



764      2236/EXE      764



# Old Colony



Doors Available in: Steel/Smooth Fibreglass/Woodgrain Fibreglass

Glass Caming Options: Patina

Glass Type in Design: Mica/Ripple/Lava Bevels\*

Please visit a KV dealer near you to see our full colour chart.

Privacy Scale



\* Custom glass units will be manufactured with glue chip bevels and granite glass.

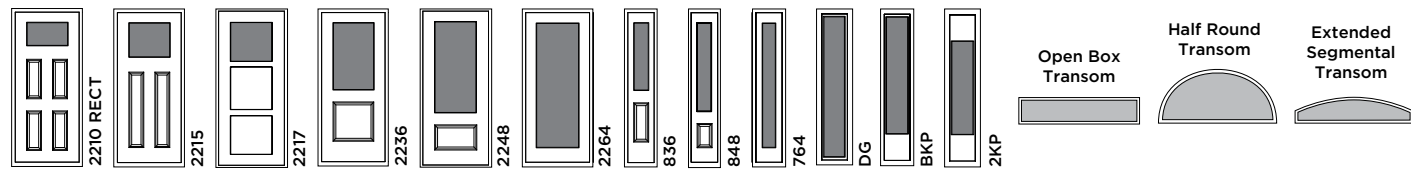


**Brighton**  
Modern luxury.



► Welcome your guests in style with this inspired combination of sandblast, narrow reed and granite glasses, aligned with classic patina caming. Contemporary sophistication at its best.

AVAILABLE SIZES



2248  
2-Panel E Woodgrain  
Fibreglass Door



764      2214      764



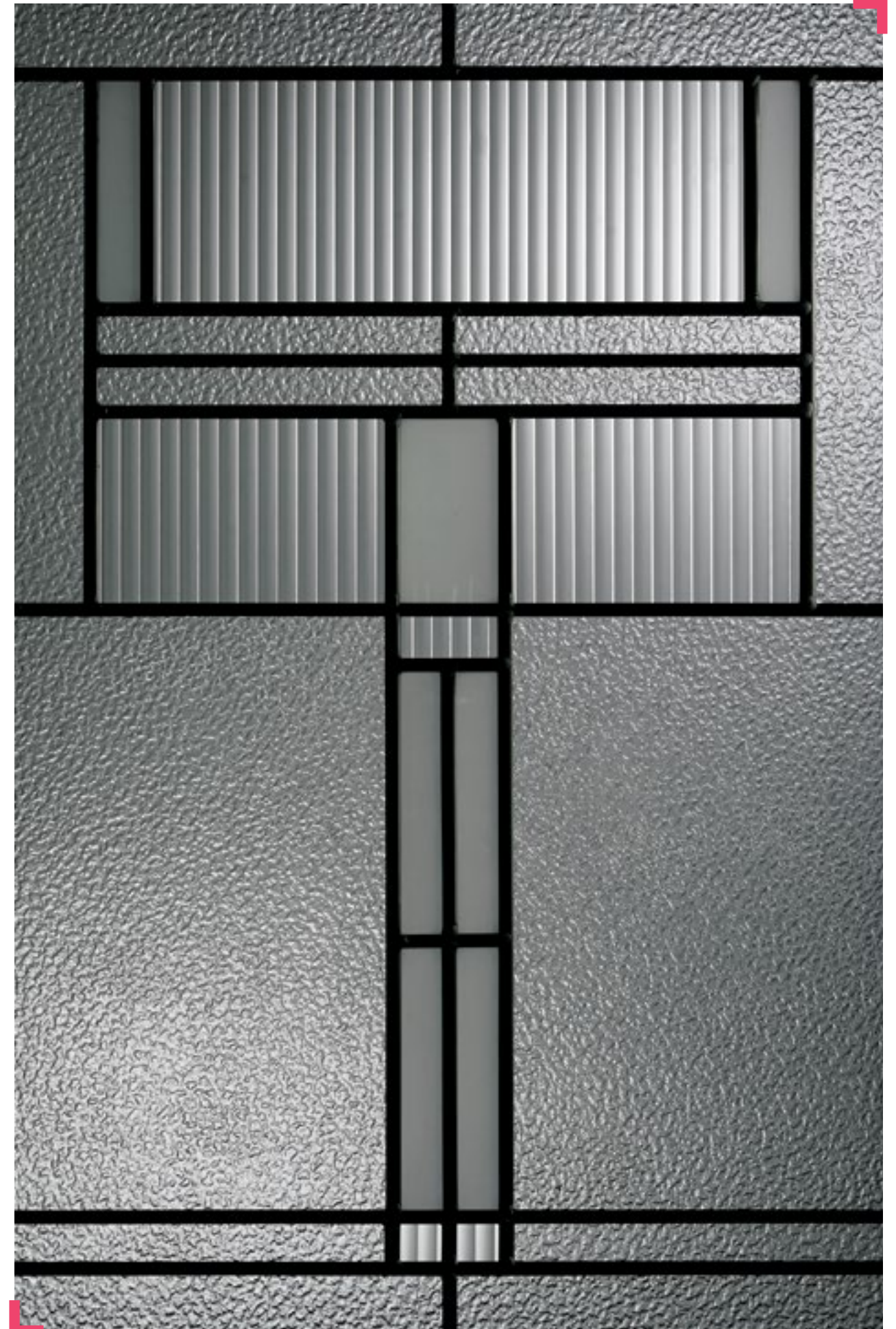
2217



836      2236      836



# Brighton



Doors Available in: Steel/Smooth Fibreglass/Woodgrain Fibreglass

Glass Caming Options: Patina

Glass Type in Design: Sandblast/Narrow Reed/Granite

Please visit a KV dealer near you to see our full colour chart.

Privacy Scale



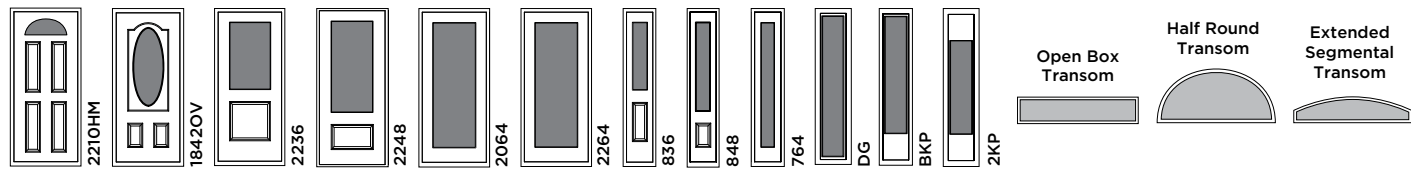


**Glencarin**  
Antique finesse.



► The old-world charm of the Glencarin collection features a combination of hammered glass, glue chip and glue chip bevels. The collection's reflective presence is inviting without sacrificing intimacy.

AVAILABLE SIZES



2210HM  
4-Panel Woodgrain Fibreglass Door



836      836/836      836



2236



1842OV      1842OV



# Glencarin



Doors Available in: Steel/Smooth Fibreglass/Woodgrain Fibreglass

Glass Caming Options: Satin Nickel

Glass Type in Design: Hammered/Glue Chip/Glue Chip Bevels

Please visit a KV dealer near you to see our full colour chart.

Privacy Scale



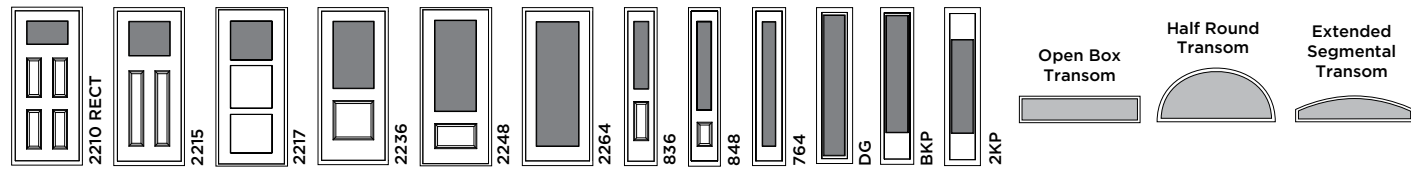


**Wilshire**  
Stylish symmetry.



► The Wilshire collection's contemporary patterns feature lavishly finished granite glass designed with symmetrical precision. The patina coming finish that joins together the glass door elements highlight their stylish corners.

AVAILABLE SIZES



2248  
2-Panel Smooth  
Fibreglass Door



764 EXE-200 764




764/LINEA 764



2214 2214



# Wilshire



Doors Available in: Steel/Smooth Fibreglass/Woodgrain Fibreglass

Glass Caming Options: Patina

Glass Type in Design: Luminating/Granite/Clear Bevels

Please visit a KV dealer near you to see our full colour chart.

Privacy Scale



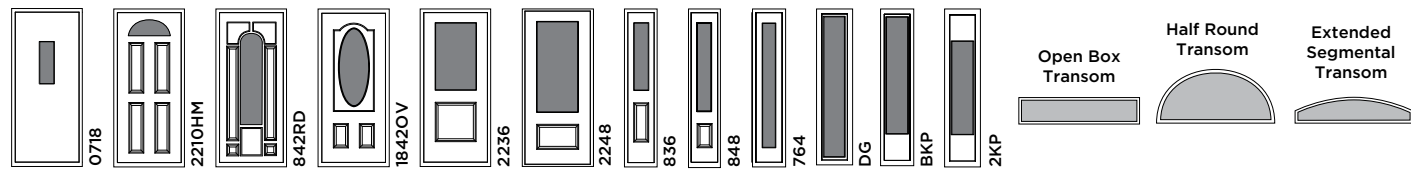


**Dunvegan**  
Stylish simplicity.



► Create a beautiful focal point by combining brass, satin nickel, or patina coming with clear ripple and glue chip glass. The Dunvegan is a simple design that conveys style and elegance.

AVAILABLE SIZES



1842OV  
3-Panel Woodgrain  
Fibreglass Door



2210HM 764



836/836



2248/EXE 848/EXE



# Dunvegan



Doors Available in: Steel/Smooth Fibreglass/Woodgrain Fibreglass

Glass Caming Options: Brass/Satin Nickel/Patina

Glass Type in Design: Clear Ripple/Glue Chip

Please visit a KV dealer near you to see our full colour chart.

Privacy Scale



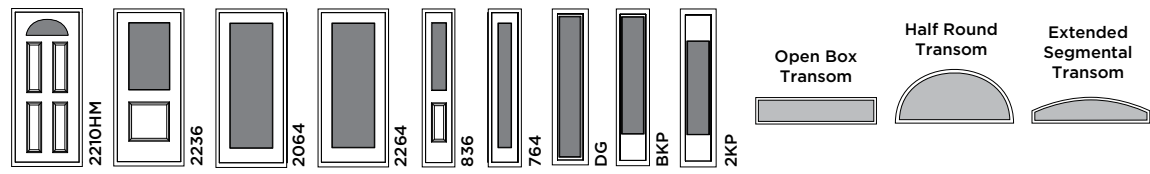


**Bedford**  
Unpretentious beauty.



► If you have an eye for symmetry and a love of classic design, you'll love the distinguished minimalism of this handsome door. It combines brass or satin nickel caming and clear delicate bevels to truly stand out from the crowd.

**AVAILABLE SIZES**



2264  
Flush Smooth Fibreglass Door



DG 2210HM DG



2236/EXE



836 2236 836



# Bedford



Doors Available in: Steel/Smooth Fibreglass/Woodgrain Fibreglass  
Glass Caming Options: Brass/Satin Nickel  
Glass Type in Design: Clear Bevels  
Please visit a KV dealer near you to see our full colour chart.

Privacy Scale



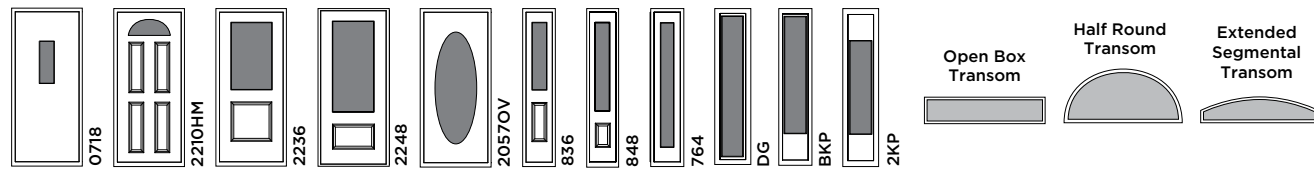


**Caldo**  
Country charm.



▶ With subtle, clear diamond bevels and glue chip glass, the Caldo decorative design offers a true Ontario feel. Give your door that welcoming friendliness that neighbours in this part of the world are known for.

**AVAILABLE SIZES**



2248  
3-Panel Woodgrain Fibreglass Door



2210HM 764




2057OV



2236 836



# Caldo



Doors Available in: Steel/Smooth Fibreglass/Woodgrain Fibreglass

Glass Caming Options: Brass/Satin Nickel

Glass Type in Design: Clear Bevels/Glue Chip

Please visit a KV dealer near you to see our full colour chart.

Privacy Scale



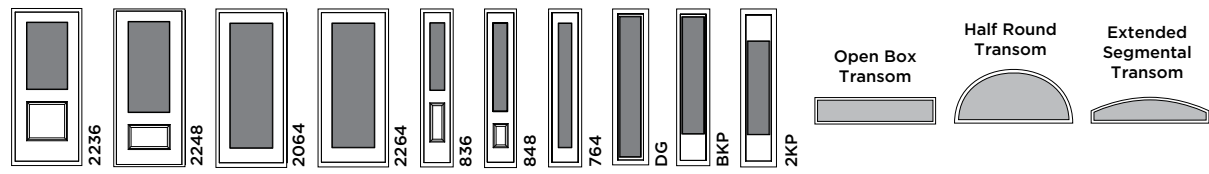


**Torrington  
Chinchilla**  
Textured brilliance.



► The modern, glossy finish of this medium-size chinchilla glass panel ensures privacy while attracting the eye with its organic, fluid design. A brilliant balance between texture and luster.

**AVAILABLE SIZES**



2248  
2-Panel E Woodgrain  
Fibreglass Door



764      2264      764




2236



2236/EXE      2236/EXE



# Torrington Chinchilla



Doors Available in: Steel/Smooth Fibreglass/Woodgrain Fibreglass

Glass Caming Options: Patina/Satin Nickel/Brass

Glass Type in Design: Chinchilla

Please visit a KV dealer near you to see our full colour chart.

Privacy Scale



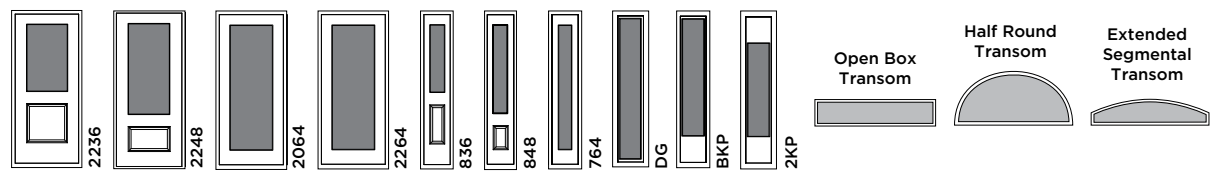


**Torrington Sandblast**  
Refined grace.



► The smooth, sandblasted finish of this contemporary glass panel ensures privacy while bringing an ultra-stylish look to your home's entrance. Modern, clean and crisp—it conveys sophistication and elegance.

**AVAILABLE SIZES**



2248  
2-Panel E Woodgrain Fibreglass Door



848      2248      848



2248



2236/EXE      2236/EXE

# Torrington Sandblast



Doors Available in: Steel/Smooth Fibreglass/Woodgrain Fibreglass

Glass Caming Options: Patina/Satin Nickel/Brass

Glass Type in Design: Sandblast

Please visit a KV dealer near you to see our full colour chart.

Privacy Scale



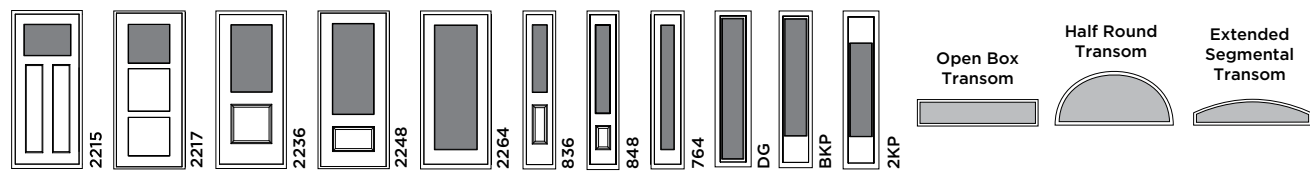


**Starwell**  
A star is born.



► The subtle textures and design of this classic modern panel express graceful refinement. The fine-edged details and smooth inner pane are the height of celebrity chic.

AVAILABLE SIZES



1-Panel Fibreglass Door 764



764 2215 764



2248/EXE 848/EXE



2264 2264

# Starwell



Doors Available in: Steel/Smooth Fibreglass/Woodgrain Fibreglass  
Glass Caming Options: Patina/Satin Nickel  
Glass Type in Design: Mistlite/Granite/Clear Bevels  
Please visit a KV dealer near you to see our full colour chart.

Privacy Scale



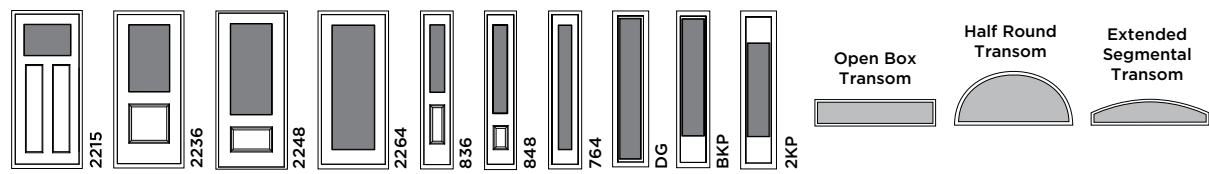


**Santos**  
Timeless charm.



► Create a warm welcome to your home with a doorlite that combines both traditional and contemporary elements. The pleasing mix of soft and sharp metal designs in a large simple panel with decorative borders guarantees lasting appeal.

AVAILABLE SIZES



2248  
3-Panel Woodgrain  
Fibreglass Door

764



DG 2-Panel Plank DG



2236

836



2236/EXE

2236/EXE



# Santos



Doors Available in: Steel/Smooth Fibreglass/Woodgrain Fibreglass

Glass Caming Options: Patina

Glass Type in Design: Sandblast Bevels/Mislite/Clear Bevels

Please visit a KV dealer near you to see our full colour chart.

Privacy Scale





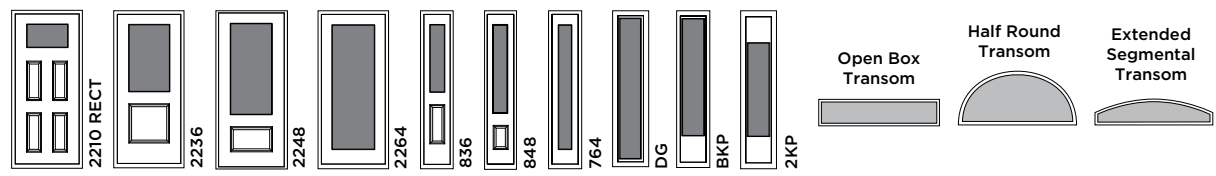
# Maybrook

A fresh take on symmetry.



► This contemporary doorlite features a variety of symmetrical rectangular patterns and textures that express an exciting, engaging personality in a structured way.

### AVAILABLE SIZES



2264  
Flush Woodgrain Fibreglass Door



848/EXE 2248/EXE 848/EXE



2236 /EXE



2236 2236



# Maybrook



Doors Available in: Steel/Smooth Fibreglass/Woodgrain Fibreglass  
 Glass Caming Options: Patina/Satin Nickel  
 Glass Type in Design: Sandblast Bevels/Granite/Narrow Reed  
 Please visit a KV dealer near you to see our full colour chart.

Privacy Scale



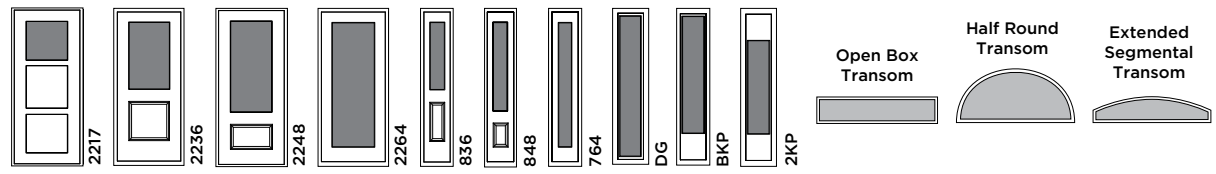


**Lyndhurst**  
Complements any  
home décor.



► Uniting contemporary and traditional elements, the modest simple design of this stunning doorlite with its textured surface is a show stopper in any style of home.

**AVAILABLE SIZES**



2236  
2-Panel Square Smooth  
Fibreglass Door



764 2217/EXE 764



2248



764 2264 764



# Lyndhurst



Doors Available in: Steel/Smooth Fibreglass/Woodgrain Fibreglass  
Glass Caming Options: Patina/Satin Nickel  
Glass Type in Design: Luminating/Double Water  
Please visit a KV dealer near you to see our full colour chart.

Privacy Scale



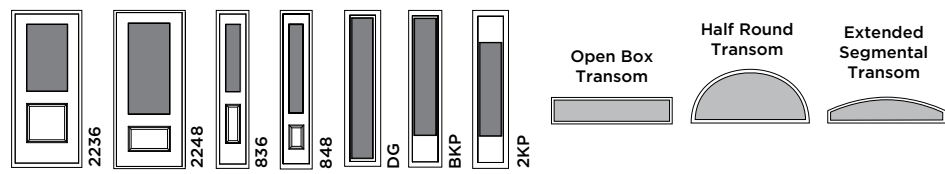


**Laurel**  
Geometric elegance.



▶ What distinguishes this doorlite is the simple, straight line down the middle of the glass and small rectangular panels at the ends of the glass. It expresses elegance in a sleek and precise way.

AVAILABLE SIZES



2248 848  
2-Panel E Woodgrain Fibreglass Door



848/EXE 2248/EXE 848/EXE



836/836 836



2236/EXE 2236/EXE



# Laurel



Doors Available in: Steel/Smooth Fibreglass/Woodgrain Fibreglass

Glass Caming Options: Patina

Glass Type in Design: Water/Sandblast

Please visit a KV dealer near you to see our full colour chart.

Privacy Scale





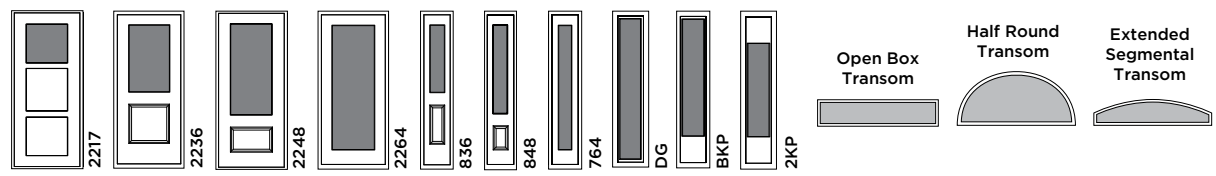
# Howtham

Instant curb appeal.



▶ Traditional meets contemporary in the simple, rectangular panels of this handsome doorlite. Their matte finish ensures privacy, while the shiny metal finish around the smooth surface adds a sleek elegance.

### AVAILABLE SIZES



2248  
2-Panel R Woodgrain Fibreglass Door



2236 836



2217/EXE



2248/EXE 848/EXE



# Howtham



Doors Available in: Steel/Smooth Fibreglass/Woodgrain Fibreglass  
 Glass Caming Options: Patina/Satin Nickel  
 Glass Type in Design: Sandblast Bevels  
 Please visit a KV dealer near you to see our full colour chart.

Privacy Scale



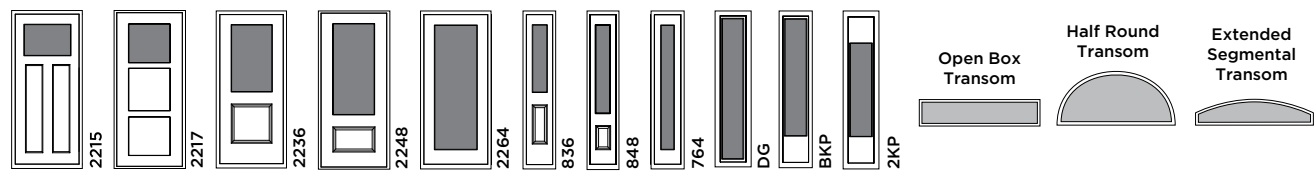


**Gennesse**  
Graceful glamour.



► The different designs of textured glass add both privacy and depth to this alluring doorlite. The small details at the top and bottom contribute to the sense of dimension and intrigue.

AVAILABLE SIZES



2248  
2-Panel E Woodgrain Fibreglass Door



764 2236/EXE 764




2248



2236/EXE 2236/EXE



# Gennesse



Doors Available in: Steel/Smooth Fibreglass/Woodgrain Fibreglass  
Glass Caming Options: Patina  
Glass Type in Design: Sable/Granite/Clear/Clear Bevels  
Please visit a KV dealer near you to see our full colour chart.

Privacy Scale



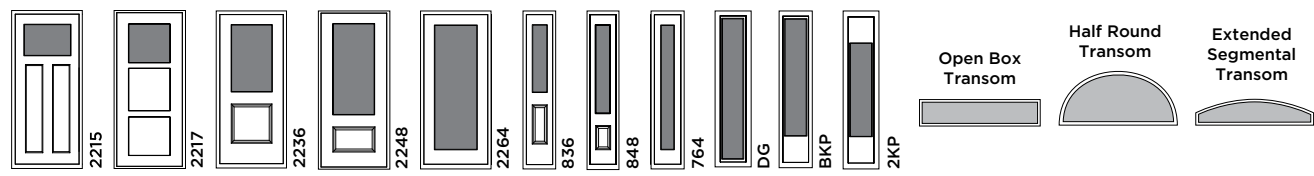


**Fraser**  
Artistic precision.



► This contemporary doorlite is nothing if not imaginative. Detailed with an arrangement of different textured surfaces and shapes, its precision is both contemporary and timeless.

AVAILABLE SIZES




2264  
Flush Woodgrain Fibreglass Door



848      2248      848




2217x3



764      764x2      764



# Fraser



Doors Available in: Steel/Smooth Fibreglass/Woodgrain Fibreglass  
Glass Caming Options: Patina  
Glass Type in Design: Luminating/Rain/Granite/Clear Bevels  
Please visit a KV dealer near you to see our full colour chart.

Privacy Scale



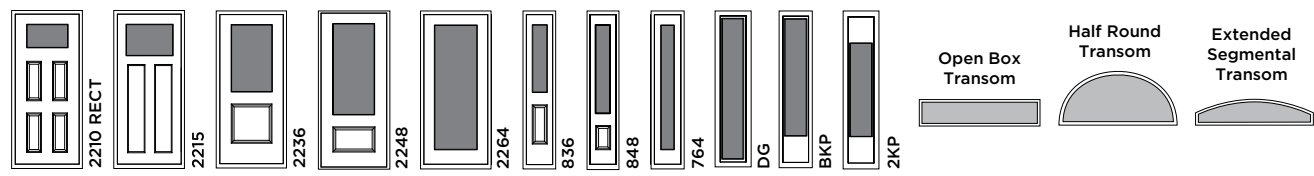


**Fairhaven**  
Warm and welcoming.



► This inviting doorlite combines a traditional style with a unique design of delicate shapes on the textured glass surface. It truly conveys the message that your home is a fair haven.

AVAILABLE SIZES



2248  
3-Panel Woodgrain Fibreglass Door



2236/EXE 764



2210RECT



2248 848



# Fairhaven



Doors Available in: Steel/Smooth Fibreglass/Woodgrain Fibreglass  
Glass Caming Options: Satin Nickel/Brass  
Glass Type in Design: Sable/Sandblast Bevels/Granite  
Please visit a KV dealer near you to see our full colour chart.

Privacy Scale



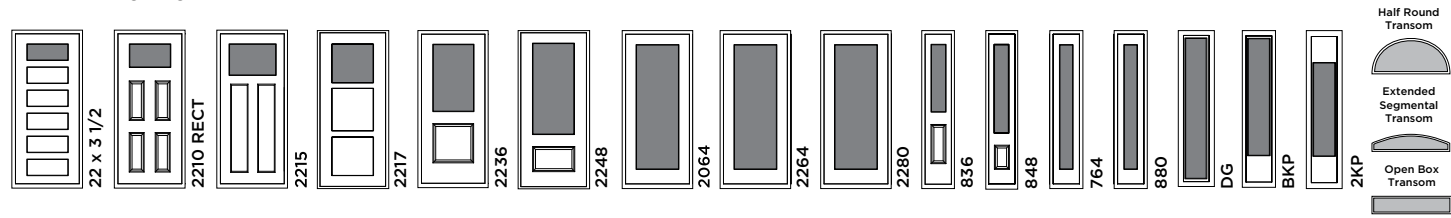


**Fairfax**  
Transitional simplicity.



► The sleek, clean look of this functional doorlite is tempered by a time-honoured border to add dimension. Its smooth matte finish makes it an ideal choice for homeowners updating the look of their entryway with a door that bridges both modern and traditional design.

AVAILABLE SIZES



2248  
2-Panel Smooth Fibreglass Door




848      2248      848



22 x 3 1/2



2236      2236



# Fairfax



Doors Available in: Steel/Smooth Fibreglass/Woodgrain Fibreglass  
Glass Type in Design: Sandblasted with 3/4" Clear Edge  
Please visit a KV dealer near you to see our full colour chart.

Privacy Scale



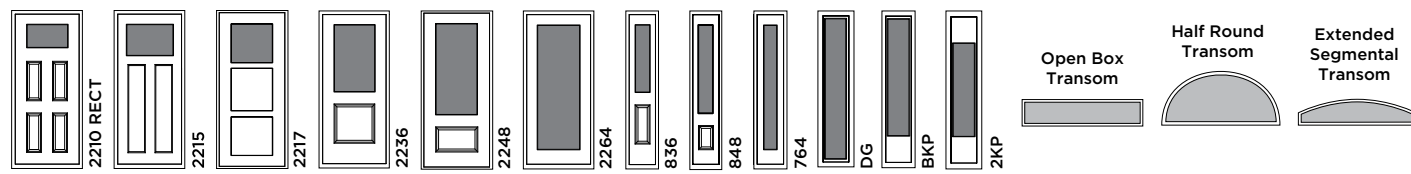


**Cierra**  
Urban sophistication.



► The unique combination of smooth and textured surfaces, and glass panels of varying depth, creates an intriguing, sophisticated way to bring light and style to your entrance.

AVAILABLE SIZES



2248  
2-Panel E Woodgrain  
Fiberglass Door



764      2264      764




2236



2236/EXE      2236/EXE



# Cierra



Doors Available in: Steel/Smooth Fibreglass/Woodgrain Fibreglass  
Glass Caming Options: Satin Nickel/Brass  
Glass Type in Design: Sandblast Bevels/Kasumi/Sable/Clear Bevels  
Please visit a KV dealer near you to see our full colour chart.

Privacy Scale





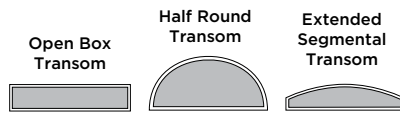
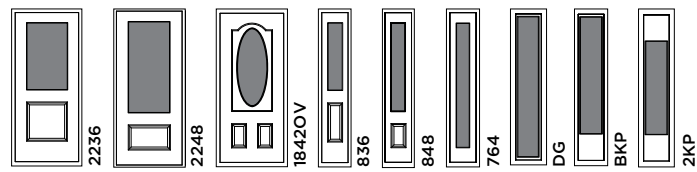
# Ormsby

Stylish, traditional hospitality.



▶ Rich, subtle and luxurious, Ormsby's classic charm has personality in spades. Forged with clear bevels and glue chip glass, Ormsby's simplistic details add character while ensuring privacy.

### AVAILABLE SIZES



1842OV  
3-Panel Smooth Fibreglass Door



848 2248 848



836/836



2236/EXE 2236/EXE



# Ormsby



Doors Available in: Steel/Smooth Fibreglass/Woodgrain Fibreglass

Glass Caming Options: Brass/Zinc

Glass Type in Design: Clear Bevels/Glue Chip

Please visit a KV dealer near you to see our full colour chart.

Privacy Scale





# Sturdy designs built with accuracy.

Our Wrought Iron Designs deliver a solid, sophisticated design to your home with classic patterns.

# 2022

## Wrought Iron Designs



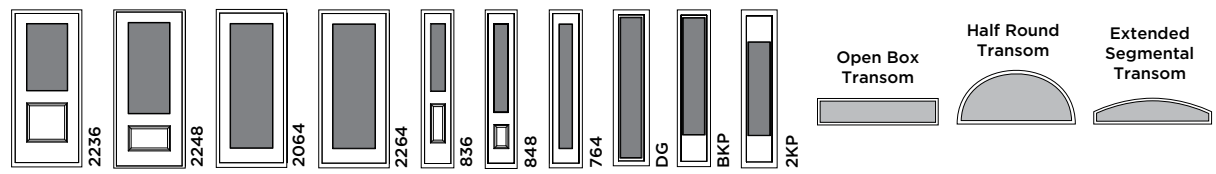


**Aldburn**  
A wreath  
of elegance.



▶ Add classic beauty to your entry with a traditional design that stands out. The inspired pairing of old world metal and natural illumination accented by wrought iron twists, adds that special touch of elegance and romance.

AVAILABLE SIZES



2248  
3-Panel Woodgrain  
Fibreglass Door



2236/EXE      836/EXE




2264



2248      848



# Aldburn



Doors Available in: Steel/Smooth Fibreglass/Woodgrain Fibreglass  
Glass Type in Design: Wrought Iron/Chinchilla Backing  
Please visit a KV dealer near you to see our full colour chart.

Privacy Scale



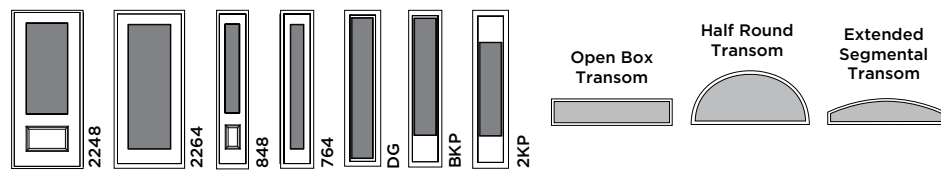


**Somerset**  
Synchronized  
sophistication.



► Inspired by today's contemporary designs with a slight flavour of old-world charm, the Somerset wrought iron collection adds sophistication and beauty to any home. The satin-etched glass ensures privacy while complementing the handcrafted styling.

AVAILABLE SIZES



2248  
2-Panel Fibreglass Door



DG EXE-300 DG




764/LINEA



848 2248 848



# Somerset



Doors Available in: Steel/Smooth Fibreglass/Woodgrain Fibreglass  
Glass Type in Design: Wrought Iron/Acid Etch Backing  
Please visit a KV dealer near you to see our full colour chart.

Privacy Scale



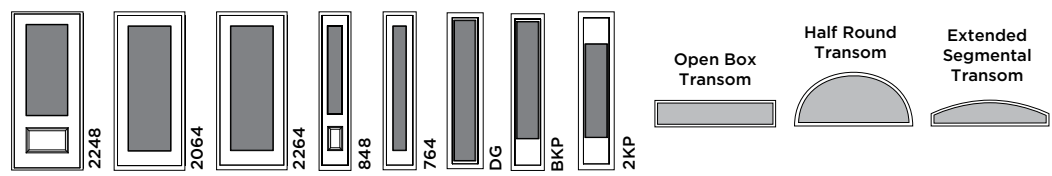


**Strathallan**  
Enchanting seclusion.



► Combining the charming appeal of rustic wrought iron with an inviting acid etched privacy glass, the Strathallan truly turns a whisper into a bold statement. Its subtle perimeter design and small cluster details will enhance the timeless appeal of your home.

AVAILABLE SIZES



2248  
2-Panel E Woodgrain Fibreglass Door



764 2236/EXE 764




2248/EXE 848/EXE



2248 2248



# Strathallan



Doors Available in: Steel/Smooth Fibreglass/Woodgrain Fibreglass  
Glass Type in Design: Wrought Iron/Acid Etch Backing  
Please visit a KV dealer near you to see our full colour chart.

Privacy Scale





# Designs with their own personality.

Our Textured Glass Collection feature exclusive styles of glass doors that will enhance the aesthetic of your home.

# 03

## Textured Glass Collections



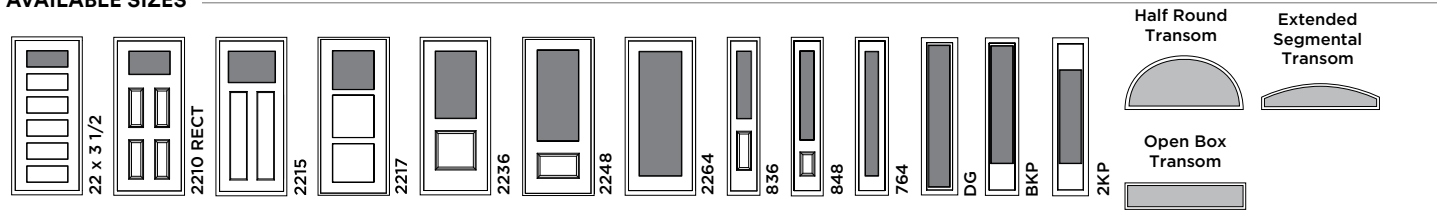


**Chinchilla**  
Refreshing  
sophistication.



► This simple decorative glass doorlite with Chinchilla glass combines both traditional and contemporary elements to add that special touch of elegance, especially appealing to homeowners interested in a more contemporary look.

**AVAILABLE SIZES**



2248  
2-Panel E Woodgrain  
Fibreglass Door



764      EXE-200      764




2217x3



836      2236      836



# Chinchilla



Doors Available in: Steel/Smooth Fibreglass/Woodgrain Fibreglass  
Glass Type in Design: Chinchilla  
Please visit a KV dealer near you to see our full colour chart.

Privacy Scale



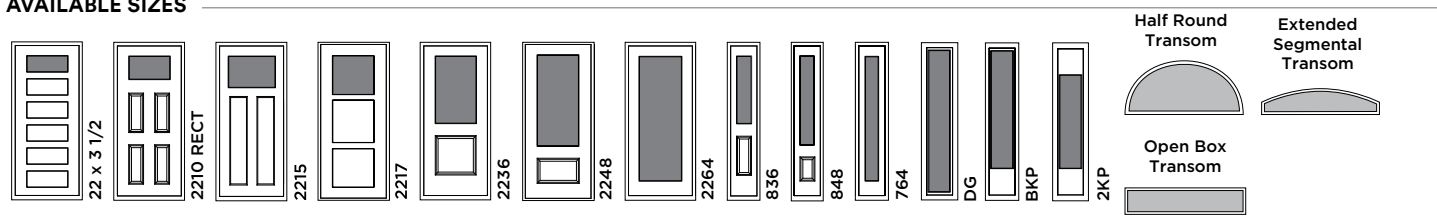


**Sandblast**  
Refined minimalism.



▶ A simple, decorative glass with a matte finish to ensure privacy, Sandblast has huge appeal to homeowners who seek a door that combines the modern and the traditional. Its straightforward design is an understated delight to the eye.

AVAILABLE SIZES



2236  
2-Panel Square Smooth Fibreglass Door



848 2210RECT 848



22 x 3 1/2



2215 2215



# Sandblast



Doors Available in: Steel/Smooth Fibreglass/Woodgrain Fibreglass  
Glass Type in Design: Sandblast  
Please visit a KV dealer near you to see our full colour chart.

Privacy Scale



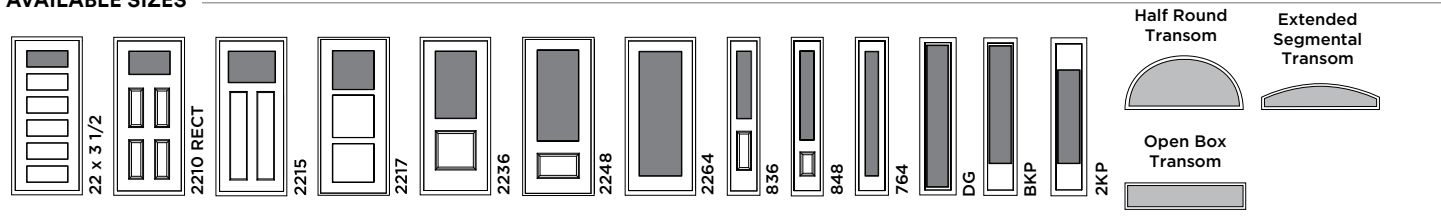


**Mistlite**  
Contemporary charm.



► Striking in an uncomplicated way, this matte-finished doorlite brings the charisma of both a traditional and contemporary look to your entryway. It appeals to homeowners who don't want to get carried away with design, yet seek a door that is beautiful and appealing.

AVAILABLE SIZES



2264  
Flush Woodgrain Fibreglass Door



DG 2217 DG



764/OSO



848 2248 848



# Mistlite



Doors Available in: Steel/Smooth Fibreglass/Woodgrain Fibreglass  
Glass Type in Design: Mistlite  
Please visit a KV dealer near you to see our full colour chart.

Privacy Scale





# Intricate designs made with precision.

Our Specialty Door Collections include Venting units, Internal mini blinds, Garden door designs, Executive panels, Clearview and Grill options and patterns that you can customize to fit your own style.

# 04

## Specialty Door Collections





## Venting Units

Uniquely user friendly.



Our venting units feature a doorlite with traditional styling and a removable screen, allowing for fresh air circulation. Each unit opens and closes easily, providing better control and safer operation. Not only is it easy to use, it's virtually maintenance free.



2236 Clear Vent



2236 Perimeter Vent



2236 Internal Grill Vent



2236 Optika Silkscreen Vent



2248 Transit Silkscreen Vent



2248 Murano Sandblast V Groove Vent  
\*Available In Clear V Groove



2064/2264 Clear Vent




2064/2264 Perimeter Vent



2248 Clear Vent



2248 Perimeter Vent



2248 Internal Grill Vent



2248 Optika Silkscreen Vent



2064/2264 Internal Grill Vent



2064/2264 Optika Silkscreen Vent



2064/2264 Transit Silkscreen Vent



2064/2264 Murano Sandblast V Groove Vent  
\*Available In Clear V Groove



## Internal Mini Blinds

Refined luxury.



- ▶ Built into the glass, these maintenance-free mini blinds allow you to control the amount of privacy and sunlight you want in your home. We provide them in all standard doorlite and sidelite sizes, and with the standard raise, lower, and tilt features.



2236 836 2248 848 2264 764

Please visit a KV dealer near you to see our full colour chart.

## Internal Mini Blinds





# Garden Door Designs

Bring the outdoors in.

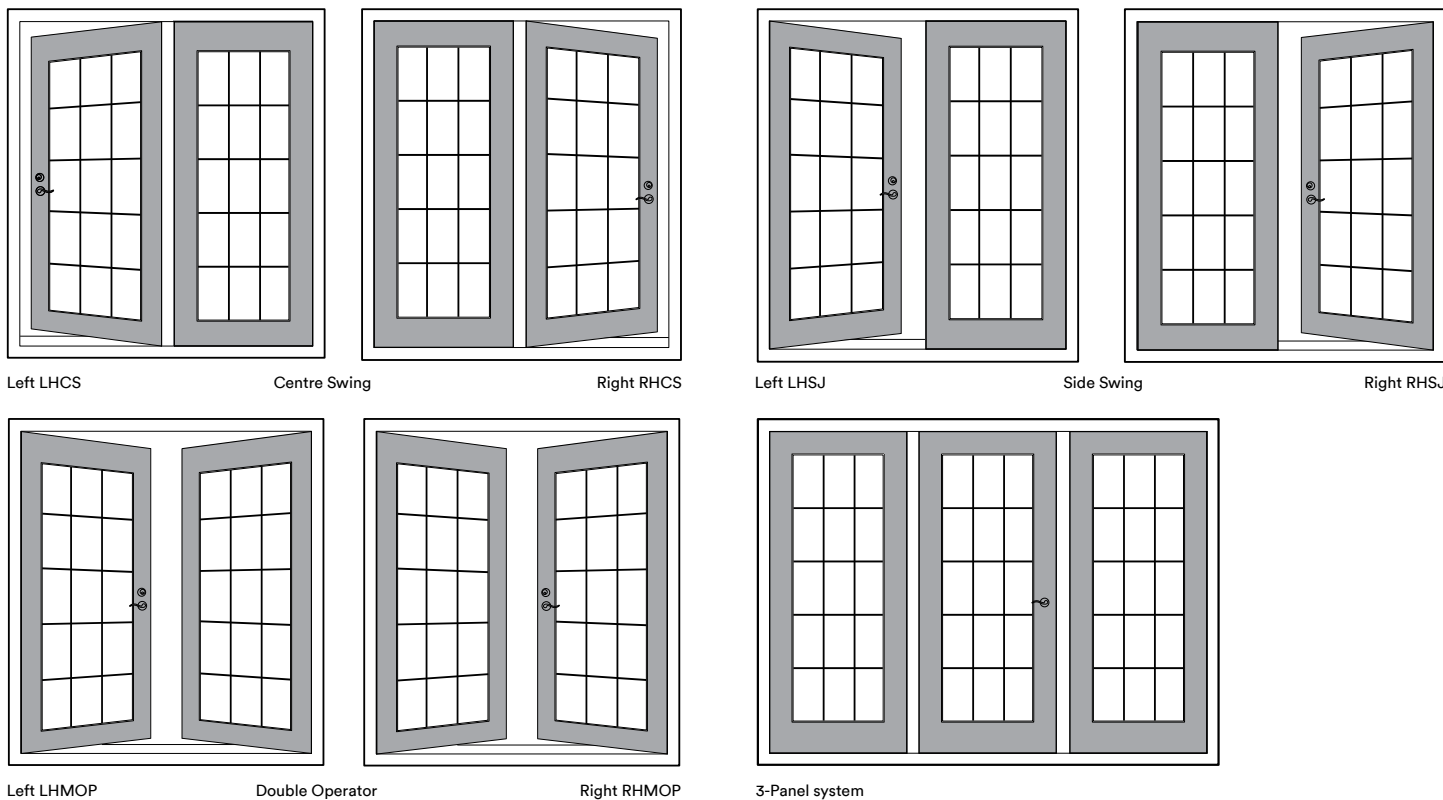


Crafted with functionality in mind, The Garden Door collection is designed to replace existing sliding patio doors, creating an easy access to your outdoor living space.



▶ With one side fixed and one side operating, this collection is designed to be customized for your individual needs. Get creative and add your own personal touch to any KV Garden Door with our customizable options.

## Hinge Options - Viewed from Outside



Clear LE/AR

15 Lite & Flat Internal Grill LE/AR

15 Lite Bedford

2264 Strathallan

Clear Vent LE/AR

Clear Vent Internal Grill LE/AR



Mini Blind

### Two-Panel Factory White or Painted doors

Size	Operator	Dimensions
5'	Single	59 3/4" x 79 1/2"
5'	Double	60" x 79 1/2"
6'	Single	71 3/4" x 79 1/2"
6'	Double	72" x 79 1/2"

### Three-Panel Factory White or Painted Doors

Size	Operator	Dimensions
5'	Single	90" x 79 1/2"
5'	Double	90 1/4" x 79 1/2"
6'	Single	108" x 79 1/2"
6'	Double	108 1/4" x 79 1/2"

Please specify your preferred hinge option (see diagrams) when ordering. 3 or 4-panel systems are also available. All garden door systems come standard with a rolling screen. The examples shown above are only a few designs. Customize your door with using any glass design or create your own.



# Executive Panels



836/EXE

2236/EXE



764

EXE-100

764



2248/EXE

2248/EXE



2248/EXE

848/EXE




EXE-500

EXE-500

## Sophisticated beauty

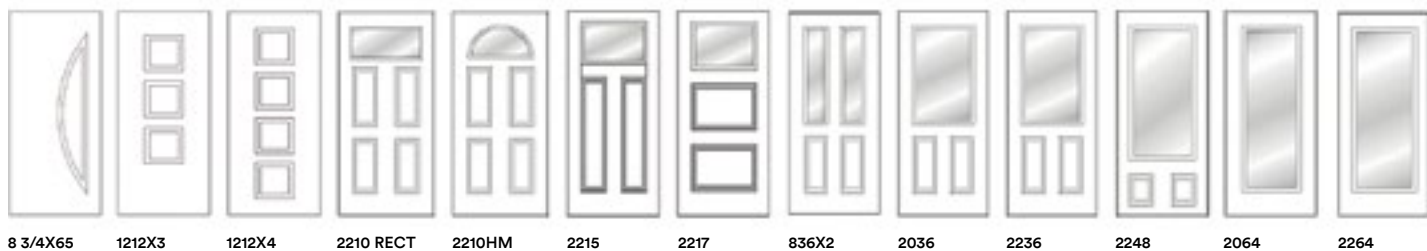
Our high definition glass panels are elegantly designed to project outwards as opposed to the standard embossed door design, bringing refinement and style to our Executive Door collection. Choose the glass pattern that most appeals to you from our decorative and wrought-iron collections.

**Clearview**  
Simple. Plain. Clean.



► These clear glass doorlites, with no textures or designs, offer a simplicity that complements any home and personal taste. Available in different shapes and sizes, this doorlite harmonizes with any architectural detail in your home.

**Clear Low 'E' Argon Doorlite**



8 3/4X65    1212X3    1212X4    2210 RECT    2210HM    2215    2217    836X2    2036    2236    2248    2064    2264



18420V    2080    2280    1464    836    848    764    880

# Clearview





## Grill Options

The options are endless.


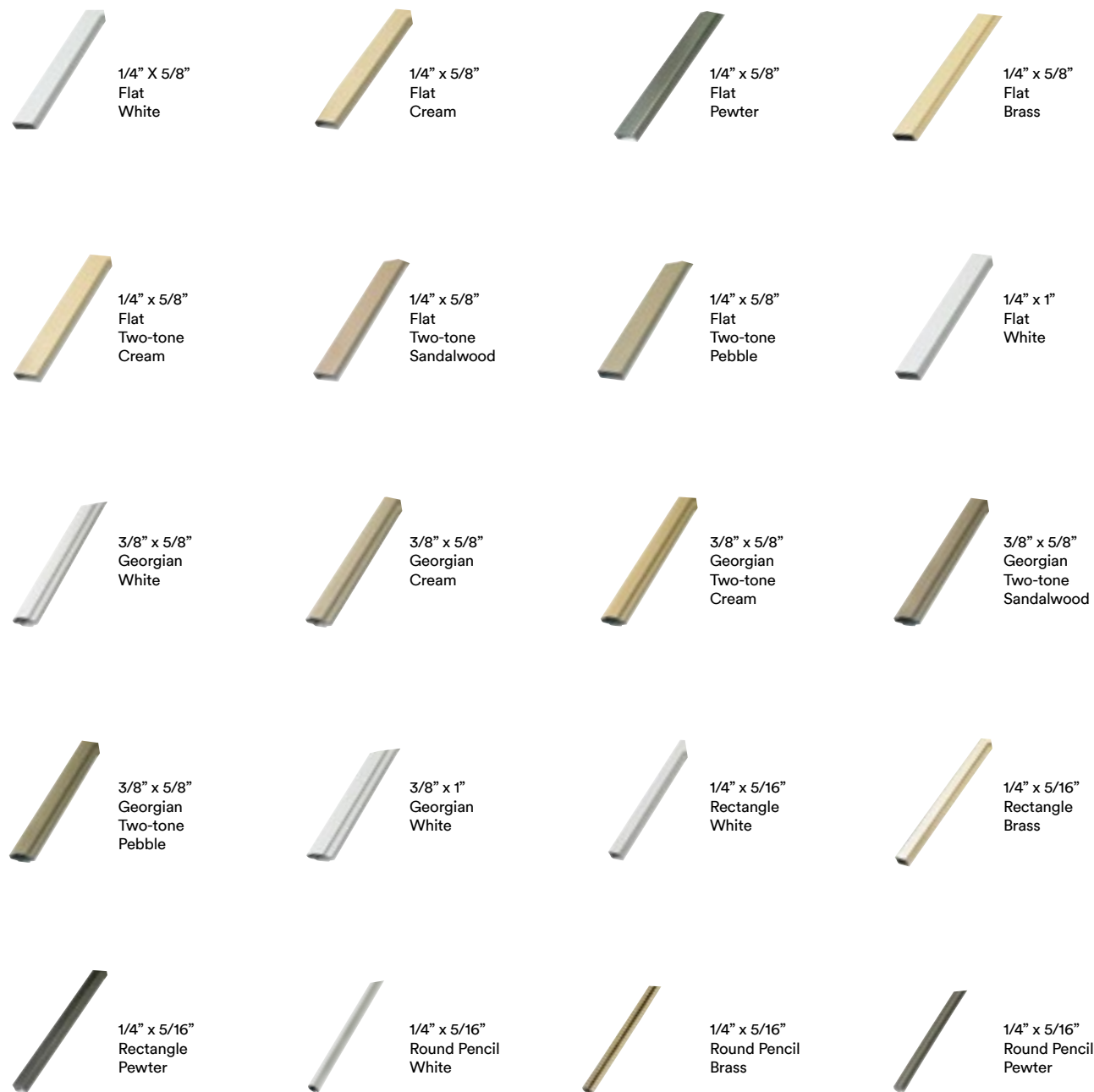


The Internal Grill & Simulated Divided Lites are timeless designs on a doorlite using horizontal and vertical bars that separate the doorlite into panes. In addition to having the largest selection of grills, KV Custom Windows & Doors can also create a customized grill pattern to perfectly fit your home.

### Internal Grills & Simulated Divided Lites

Our stylish internal grills, available in different grill types, colours and patterns, are a great way to help bring your door designs to life. Inserted into glass panes at the time of door manufacture, they don't get in the way of cleaning the glass.

Simulated divided lites add a unique look to a home while ensuring modern energy efficiency and performance. A simulated divided lite is when a doorlite has grills attached to the inside and outside of the glass.





## Grill Patterns

The options are endless.



KV Custom Windows & Doors also offers a selection of standard grill patterns for you to accessorize your door with your choice of interior and exterior grills. Our diverse styles of grill patterns bring a sense of simplicity to your entrance door. Choose from a variety of classic and traditional designs to get the look that's right for your home.

### Colonial Grill Pattern



2210 2210 Hoop & Spoke 2210SB 2215 2217 2236 2248 2064(2X5) 2064 2264(2X5) 2264



2080 (2X6) 2080 2280(2X6) 2280 1464 836 848 764

### Country Style Grill



2236 2248 2064 2264 836 848 764

### Classic Grill




2215 2217 2236 2248 2064 2264 836 848 764

### Transoms




Open Box Transom Half Round Transom Extended Segmental Transom Open Box Transom Hoop & Spoke Half Round Transom Hoop & Spoke Extended Segmental Transom Hoop & Spoke

### Prairie Pattern Grill



2215 2217 2236 2248 2064 2264 836 848 764

### Hanging Grill Pattern





2236 2248 2064 2264 836 848 764

### Direct Glaze



DG BKP 2KP

▶ Don't see the grill pattern you want? KV Custom Windows & Doors can custom design grill patterns exclusively for you. Please speak to your local KV dealer to find the internal grill doorlite of your dreams.





# Timeless, traditional designs.

Our Standard Door Collections feature our classic designs that effortlessly complement your home.

# 05

## Standard Door Collections

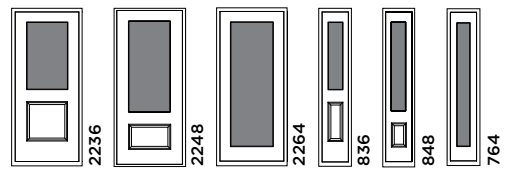


Massey  
Urban sophistication.



► Massey brings a contemporary elegance to your entryway with its symmetrical patterning and textured surface. Offering discreet privacy, it is both dynamic and calming in its personality.

AVAILABLE SIZES



2248  
2-Panel Fibreglass Door



764      2236/EXE      764



2236      836



848      2248      848



# Massey



Doors Available in: Steel/Fibreglass  
 Glass Caming Options: Patina  
 Glass Type in Design: Luminating/Clear Bevels  
 Please visit a KV dealer near you to see our full colour chart.

Privacy Scale



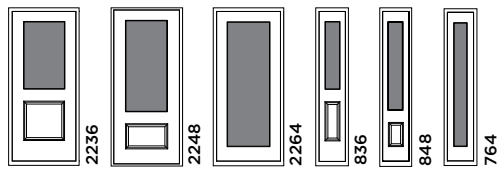


**Harrison**  
Historic grace.



► The textured glass surface and decorative diamond detailing of this traditional design evokes a bygone era of refinement and distinction. Yet its appeal is timeless.

AVAILABLE SIZES



2248 764  
3-Panel Woodgrain Fibreglass Door



2264 2264




2236 836



2236/EXE 2236/EXE



# Harrison



Doors Available in: Steel/Fibreglass

Glass Caming Options: Satin Nickel

Glass Type in Design: Glue Chip/Granite/Double Water/Clear Bevels


Please visit a KV dealer near you to see our full colour chart.

Privacy Scale



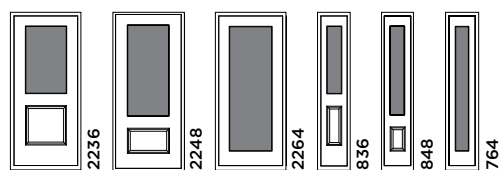


**Claremont**  
Artistically chic.



▶ Claremont's contemporary collection of rectangles and mixture of glass textures creates an imaginative modern-day look. This is where sophistication meets inspiration, perfect for a home design in transition.

AVAILABLE SIZES



2264  
Flush Woodgrain Fibreglass Door



764      2264      764




2236



2248      2248



# Claremont



Doors Available in: Steel/Fibreglass  
Glass Caming Options: Patina  
Glass Type in Design: Water/Clear/Granite/Seedy/Clear Bevels  
Please visit a KV dealer near you to see our full colour chart.

Privacy Scale



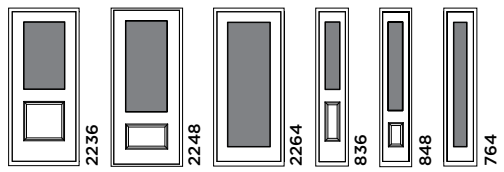


**Alscott**  
Classy charisma.



► There's a certain aristocratic look to the Alscott. Its intricate detailing with diamond shapes and its textured glass surface express traditional refinement. It takes its rightful place among the nobility of doorlites.

AVAILABLE SIZES



2248  
2-Panel E Woodgrain  
Fibreglass Door



848      2248      848




2264      764



2236      2236



# Alscott



Doors Available in: Steel/Fibreglass  
Glass Caming Options: Satin Nickel  
Glass Type in Design: Double Water/Glue Chip/Clear Bevels  
Please visit a KV dealer near you to see our full colour chart.

Privacy Scale





# Stylish additions for your home.

Our KV Custom Entrance Doors come with various options and accessories to add the perfect detail to your home.

# 06

## Door Options & Accessories





# Steel doors

Striking. Sturdy. Long-lasting.



Strong and durable, with excellent thermal insulation and no risk of water infiltration, our steel doors are available in a beautiful warm white with memorable designs embossed directly into the door. From traditional to contemporary, each door provides a uniquely appealing look.

## Classic Collection



Flush    Flush with Full Lite    2-Panel Plank Top    2-Panel Plank Camber Top    2-Panel 2236    2-Panel Plank 2236    2-Panel Camber Top    3-Panel



3-Panel 2248    8' 3-Panel 2264    3-Panel Oval    4-Panel    4-Panel Rectangle    4-Panel Half Moon    4-Panel Camber Top



6-Panel    6-Panel 2236    6-Panel 2 X 836    Reversible Sidelite    2-Panel 836    2-Panel 848    Flush 764

## Design Collection



Mundo    Vog    Linea    Linea 764    Oso    Oso 764    8' Vog    Tao    Era

## Prestige Collection




London    London 2236    Orleans    Orleans 2248    Sydney    Sydney 2217    8' Orleans 2264



8' Orleans 22 X 9    London 836    2-Panel Prestige Sidelite    8' Orleans 764

## Shaker Collection




6-Panel Brixton    Brixton 22 X 9    Brixton 2236    Brixton 2 X 836    Victoria    Victoria 2215



Soho    Soho 2212    8' Soho    8' Soho 2212    Soho 2248    8' Soho 2264    Brixton Reversible Sidelite    Brixton 836 Sidelite

# Fibreglass Doors

Hard-wearing. Well-designed.



Our fibreglass doors can handle the harsh Canadian climate without cracking, warping or rusting. As elegant as they are sturdy, they're available in a variety of warm wood finishes or classic white, and in a large range of designs and styles.

## Smooth Collection: 79"



**Flush** 28/30/32/34/36/42  
Also available: 32/34/36 x 84"  
**4-Panel** 32/34/36  
**Craftsman** 36  
**6-Panel** 32/34/36  
**2-Panel Embossed** 32/34/36  
**2-Panel Raised** 32/34/36  
**3/4 Lite** 32/34/36  
**New England 4-Panel** 32/34/36  
**3/4 Oval** 32/34/36  
**3-Panel 2248** 32/34/36

## Oak Collection: 8'




**Flush** 30/32/34/36/42  
**6-Panel** 32/34/36  
**2-Panel 2248** 32/34/36  
**2-Panel 2264** 32/34/36  
**Traditional Panel** 36/42  
**3-Panel** 32/34/36  
**Parliament** 36  
**Flush Sidelite** 12/14  
**2-Panel Sidelite** 12/14  
**3-Panel Sidelite** 14

## Smooth Collection: 8'



**6 Lite** 34/36  
**Parliament** 36  
**2-Panel Square** 32/34/36  
**2-Panel Camber Plank** 32/34/36  
**2-Panel Camber** 32/34/36  
**Flush Sidelite** 12/14  
**2-Panel Reversed Sidelite** 12/14  
**2-Panel Raised Sidelite** 12/14  
**4-Panel Sidelite** 12/14  
**3/4 Lite Sidelite** 12/14  
**3/4 Oval Sidelite** 12/14  
**Parliament Sidelite** 14  
**Flush Sidelite** 12/14  
**Contemporary GP** 32/34/36/48 x 95"  
**Parliament** 36  
**Flush Sidelite** 12/14

## Oak Collection: 79"




**Flush** 30/32/34/36/42  
Also available: 32/34/36 x 84"  
**4-Panel** 32/34/36  
**6-Panel** 32/34/36  
**2-Panel Embossed** 32/34/36  
**2-Panel Raised** 32/34/36  
**3/4 Lite** 32/34/36  
**4 Lite** 32/34/36  
**NE 4-Panel** 32/34/36  
**3-Panel** 32/34/36  
**3/4 Oval** 32/34/36  
**3-Panel 2248** 32/34/36



**6 Lite** 34/36  
**Parliament** 34/36  
**1-Panel Plank** 32/34/36  
**Contemporary CTP** 32/34/36  
**Contemporary 1PP** 32/34/36  
**Flush Sidelite** 12/14  
**2-Panel Reversed Sidelite** 12/14  
**2-Panel Raised Sidelite** 12/14  
**4-Panel Sidelite** 12/14  
**3/4 Lite Sidelite** 12/14  
**3/4 Oval Sidelite** 12/14  
**Parliament Sidelite** 14

## Mahogany Series: 79"



**Flush** 32/34/36  
**1-Panel Plank** 36  
**2-Panel Camber** 36  
**2-Panel Plank** 32/34/36  
**Craftsman with Optional Shelf** 36  
**2-Panel Embossed** 32/34/36  
**3-Panel** 32/34/36  
**3/4 Oval** 32/34/36  
**Flush Sidelite** 12/14  
**2-Panel Reversed Sidelite** 12/14



**Contemporary GR1** 32/34/36  
Also available: 32/34/36/48 x 95"  
**Contemporary GR2** 32/34/36  
Also available: 32/34/36/48 x 95"  
**Contemporary GR3** 32/34/36  
Also available: 32/34/36/48 x 95"  
**Contemporary GR4** 32/34/36  
Also available: 32/34/36/48 x 95"  
**Contemporary GR5** 32/34/36  
Also available: 32/34/36/48 x 95"  
**Contemporary GR6** 32/34/36  
Also available: 32/34/36/48 x 95"  
**Contemporary GP** 32/34/36  
Also available: 32/34/36/48 x 95"

## Mahogany Series: 8'



**Flush** 36  
**2-Panel Plank** 32/34/36/42  
**2-Panel Camber** 40/42  
**2-Panel Embossed** 32/34/36  
**5 Lite** 32/34/36  
**Flush Sidelite** 12/14  
**2-Panel Reversed Sidelite** 12/14



# Camming Options



Black Chrome



Satin Nickel



Brass

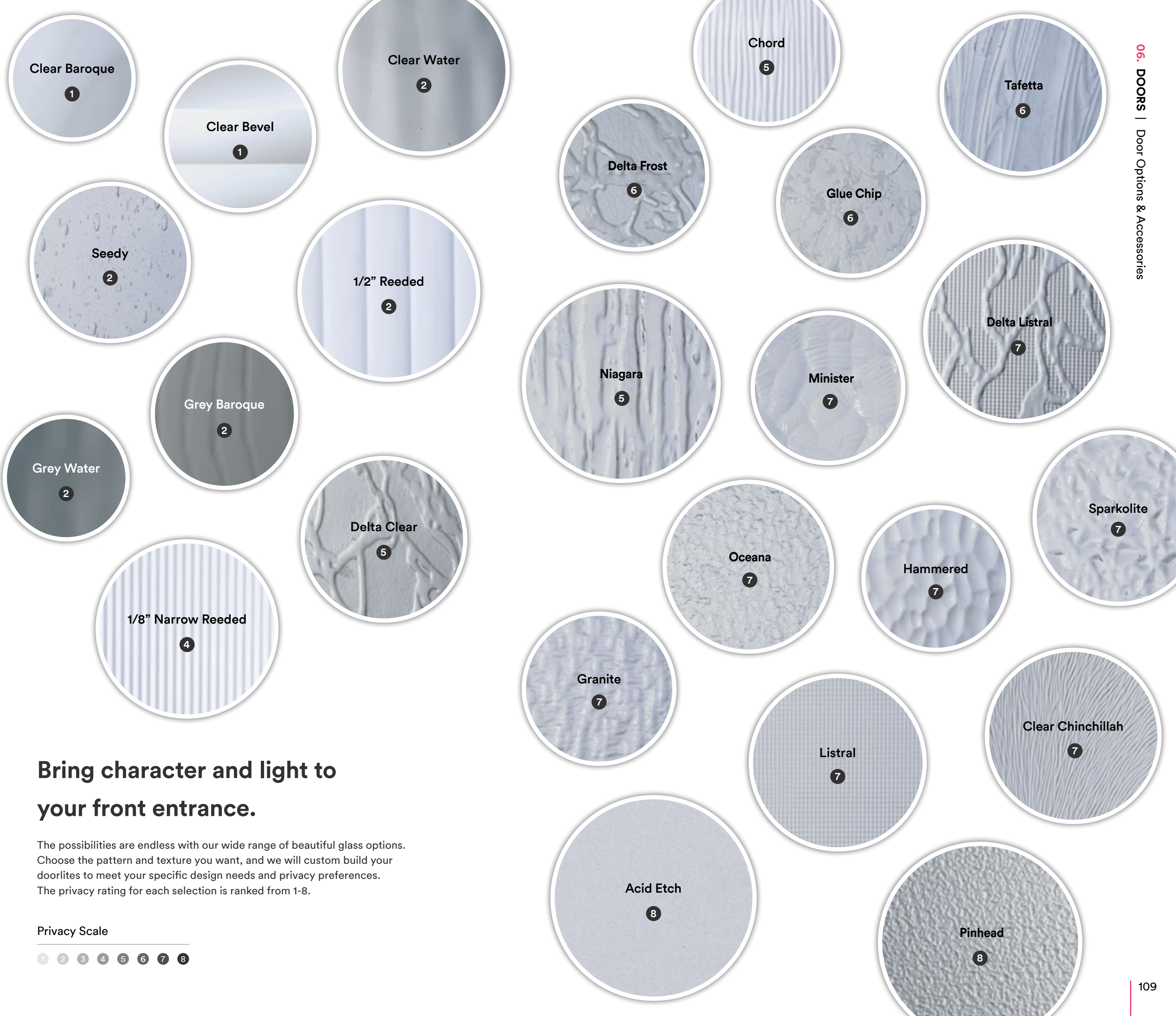


Patina

## Adding visual style

Whether you want a contemporary look or old-world charm, our customized hand-soldered metals ensure your glass panels will be strong enough to endure the wear and tear of daily use. Choose from four finishes and we will custom build the doorlite to meet your needs.

# Decorative Glass



**Bring character and light to your front entrance.**

The possibilities are endless with our wide range of beautiful glass options. Choose the pattern and texture you want, and we will custom build your doorlites to meet your specific design needs and privacy preferences. The privacy rating for each selection is ranked from 1-8.





# Custom Colour



## Express yourself through colour

Choose from 31 standard paint finishes and 10 standard stain finishes for the interior and exterior of your door. We'll match any colour you desire. We use a premium paint formula for fade resistance and colour retention. Our water-based paints are environmentally responsible.

▶ **Disclaimer:** The colours shown are for representation only. Please consult a KV dealer for the KV colour chart to obtain accurate colours.

## Standard Features

Harmonious benefits.



From frames to hardware, KV custom doors are comprised of many different elements. Each standard component works together in harmony to create the perfect door for the homeowner's needs. For more information about our standard features, contact our local KV dealer near you.



### Premium Weather-stripping

A combination of magnetic and compression or an all compression configuration is standard on all KV custom door systems.

- Magnetic weather-stripping will engage your door to create a positive seal
- Compression weather-stripping will expand to create a positive seal
- Will not shrink
- Serves as a barrier between you and the element



### FJP Pine Frame (Standard Raw or Primed)

4 5/8" X 1 1/4" or 6 5/8" x 1 1/4" FJP frame is standard on all KV custom door systems.

- Eastern White Pine adds extra strength to keep the wood frame from warping or cracking
- All Jamb are available in raw or primed and with options to Vinyl Clad, Oak wrap or Solid Oak
- Optional 1 1/2" frame thickness (limitations apply)
- Made from North American hand selected pine species



### Seamless Doorlite Frame

Standard on all non-shaped doorlites.

- Cellular Extruded PVC and Foam make for a maintenance-free weatherproof doorlite frame
- Colonial design enhances the beauty of the door system
- Dual seal interior flexible creates positive water seal
- Interior screw cover eliminates any visible screw plugs
- Optional contemporary frame



### Extruded Vinyl Door Frame

Multi cambered extrusion for strength, durability and energy efficiency four standard frame depths - 4 5/8", 5 5/8", 6 5/8" & 7 5/8".


- Installation strip conceals all screws used for installation
- Co-extruded flexible for water tight seal
- Available in standard white 141 & 136
- Can be painted to match any finish



### Low Profile Sill Options

4 5/8" & 6 5/8" LP fixed sill is optional on all KV custom door systems.

- Low profile sill is perfect for retrofit application where interior crown height is required to be as low as possible
- The aluminum and vinyl sill is thermally broken to eliminate any frost or cold transfer
- Special anti-slip sill design
- Available finishes include Mill, Satin Nickel and Bronze



### Wood Lock Block

A 18" wood lock block is standard on all KV custom door systems.

- Reinforces the lock area of the door slab
- Allows for a full range of grip sets and deadbolts



### KV Custom Patented Security Bar

This bar is mounted into the interior jamb and positioned behind the dead bolt and handle using four 4-inch screws.

- If external force is applied to the door, the security bars' reinforcement of the jamb helps to prevent the jamb from splitting



### Ball Bearing Hinges Standard

Brass, Satin Nickel, Black Chrome, Flat Black or Antique Bronze finishes are standard on all KV custom door systems.

- 2.5mm metal with smooth hinge action
- No metal to metal contact
- Optional decorative steeple tips



## Exterior Accessories



### Decorative Brickmolds

These exterior accessories will add even more beauty, value and efficiency to an already outstanding door.



1 5/8" Primed Double Beaded



Vinyl Clad Double Beaded



Double Beaded PVC



3/4" Sub-sill



1/4" Flush



7/8" Standard



1 1/4" Standard



1 1/4" Siding



1 1/4" Contoured



2" Stepped



2 1/2" Siding



3 1/2" Contoured



3 1/2" Stepped



Flush Nailing Fin



1 1/8" Set Back Nailing Fin

▶ For our complete line of exterior accessories please contact your local KV Dealer.

## Anatomy



### 1. High Profile Sill

4 5/8" or 6 5/8" Fixed aluminum sill is standard on all KV custom door systems.

- The aluminum and vinyl sill is thermally broken to eliminate any frost transfer
- Textured profile to help assist in anti-slip surface

### 3. Weather Rite Adjustable Sweep

All KV custom door systems come standard with the newly designed multi-fin weather rite sweep.

- Designed to integrate with the sill profile to offer superior fit and performance
- Multi-finned design to create positive seal against the elements
- Exterior co extruded fin to help eliminate any exterior moisture from entering in
- Interior screw cover to help enhance the interior finish
- Fully adjustable and easy to replace

### 2. Extruded PVC Brickmold

Multi-chambered extruded vinyl brickmold.

- Welded corners for strength and durability
- Snaps into accessory groove for a positive water tight fit
- Wood filled for storm door application

### 4. Door Slab

24 Gauge hot-dipped galvanized steel.

- Provides long lasting performance and resistance against rust and corrosion
- Standard factory white finish
- Solid Polyurethane foam core to fill air space and provide insulation and stability
- Continuous wood thermal break around perimeter of door to help eliminate hot and cold transfer and prevent frost and condensation



## Hardware

Personalize your door.



High quality, smart-looking hardware is the perfect accent for a stunning door. Talk to us about our sleek, well-designed options for gripsets, deadbolts, finishes and more. We have the superior product knowledge and expertise to match your style of door with elegant hardware constructed to function beautifully for years to come.

### Gripsets

Whether contemporary or traditional, KV Custom Windows & Doors provide gripsets for any entrance door.



▶ Please see your local KV dealer for available finishes for each model.

### Interior Kits & Passage Kits

Complement the interior of your home with one of the various options of interior kit & passage kits.




### Deadbolts

Ensure the security of your home with KV's deadbolt locks. With more security than a regular spring bolt lock, our deadbolt locks come in various styles and colours.



### Finishes

Customize your handle by choosing the following finishes to add the final touch to your entryway.





### Multi-Point Lock System

For maximum security, KV Custom Windows & Doors offers a Multi-point lock system that activates automatically by simply closing the door. The upper and lower latches instantly engage and become 2 additional deadbolts. The door is locked when you simply turn the knob or key, engaging the central deadbolt.

#### Gripsets

#### Levers



▶ Please see your local KV dealer for available finishes for each model.



### Astragal Mortices Lock System

The Astragal Mortise lock is a simple and easy lock system that engages a high security steel flush bolt system with the flick of one simple lever. The Astragal Mortise lock comes standard on all KV double doors which are fitted with the optional Multi-point locking system.





## Technology

More than just a great view.



KV Custom Windows & Doors proudly offer beautifully designed products with state-of-the-art technology, providing your home with the pinnacle of energy, security and longevity.

### Thermal Insulation

#### Protection from outside temperatures.

Low E Coating is an applied metallic coating that provides added protection against harmful UV rays and keeps your home insulated against energy loss during all seasons. The layers of transparent silver allow the glass to reject the sun's heat in the summer and reflect furnace heat back into your home in the winter.

Argon Gas is an inert, low moving gas that gives the best thermal performance possible. Replacing the air between the panes of a glass unit with Argon Gas, heat loss is prevented.


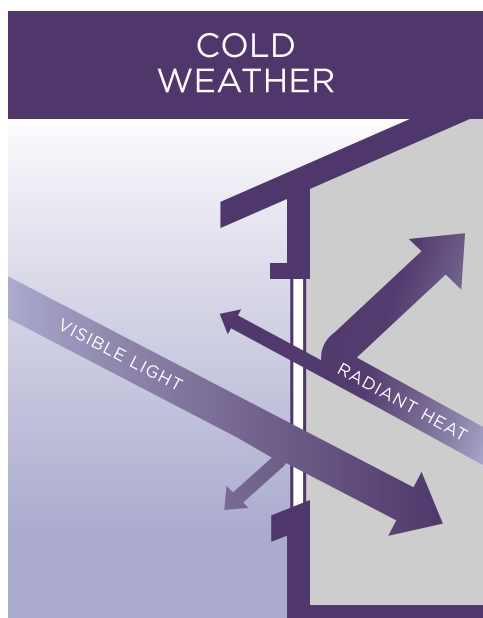
Low E and Argon Gas are standard on all KV Windows, Entrance Doors, and Patio Doors, creating the most balanced energy performance for both winter heatings and summer cooling.

#### Cold Weather

Radiant heat is kept inside your home during winter.

#### Warm Weather

UV is reflected back out in the summer.



### KV Lifetime Warranty

#### So you can relax.

KV Custom Windows & Doors takes pride in offering our customers an industry leading "Limited Lifetime Fully Transferrable" warranty. We give every Window, Entrance Door, and Patio Door our undivided attention and warrant that our products will be free of any material or manufacturing defects. We offer our Lifetime Warranty on solid PVC white and cream colours against blistering, peeling, flaking, cracking or fading. Windows and doors with exterior paint have a 15-year warranty.



### The Energy Star Program

#### Energy efficiency at its best.

The Energy Star Program helps homeowners make educated choices when purchasing new windows and doors. KV Custom Windows & Doors complies with all of Canada's four regions and offers maximum insulation during the coldest winters, hottest summers, and every day in between. Our products meet the Energy Star Program guidelines for helping businesses and individuals protect the environment through the superior energy efficiency.



### Protecting the Environment


#### Making a positive impact on the planet.

At KV Custom Windows & Doors, we are proactive in controlling waste by recycling all unused raw materials in our manufacturing processes, including PVC, steel, fiberglass, glass, paper and cardboard. We also partner with Royal Plastics & Guardian Glass to design new products that help reduce in-home energy costs.



## Condensation

Minimize moisture.




KV Custom Windows & Doors values being innovative and are always searching for solutions to make life easier for customers. KV Custom Windows & Doors provide customers with industry leading products that reduce the amount of maintenance required in their home.

### What is Condensation?

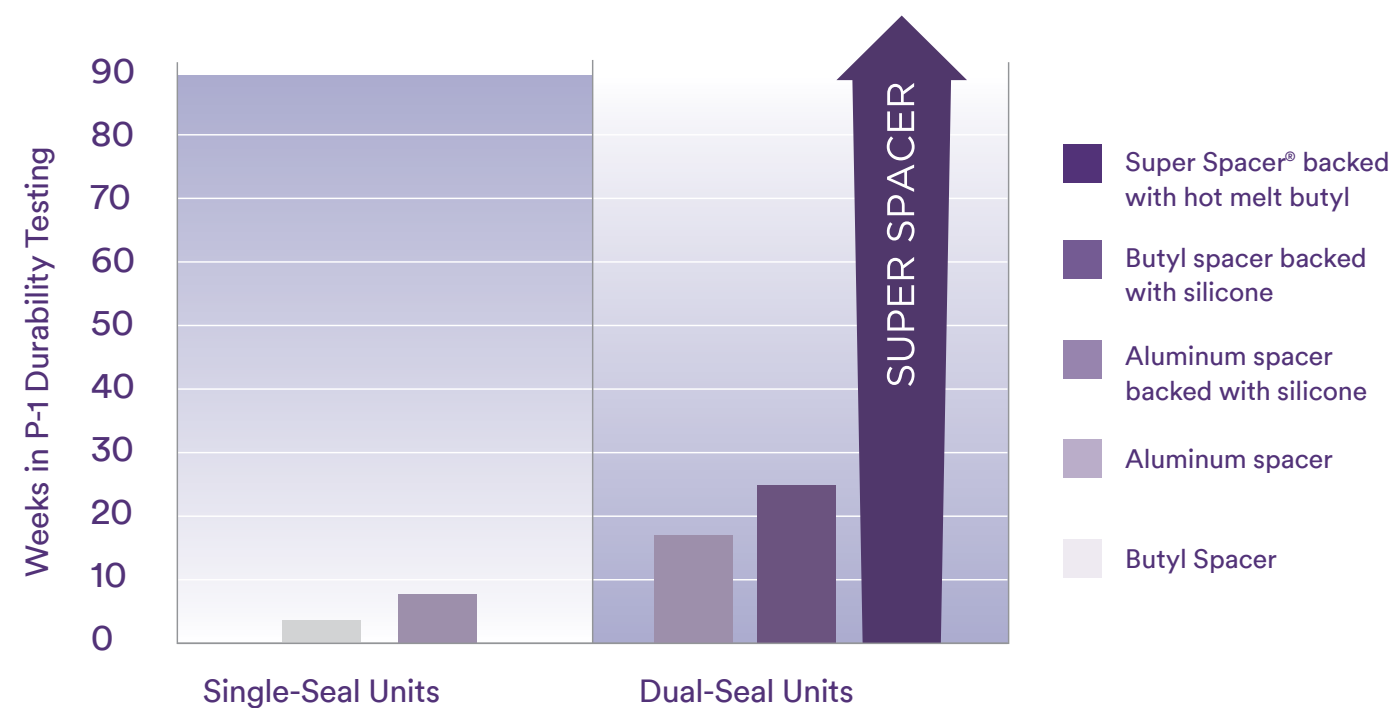
Condensation is the formation of moisture that appears on the inside surface of a window or glass doorlite. It often occurs in winter when the warm air inside the house is higher than colder temperature outside. The higher the moisture levels in the air inside the house, or the colder the temperatures outside, the heavier the condensation.

Condensation occurs first around the edge of the glass unit, where surface temperature are coldest. If a standard "aluminum" spacer exists, condensation will form on the glass edge when temperatures fall, even if there is minimal humidity indoors.



### Strength Classification

The Super Spacer® has been tested using the toughest durability test, the P-1 chamber. Tests are done on a weekly basis, consisting of bombarding KV Custom Windows & Doors products with humidity and UV exposure.



### White "S" Class Super Spacer®

All KV Custom Windows & Doors insulated glass units come standard with the industry leading warm edge spacer system, the White "S" Class Super Spacer®. The patented Super Spacer® is the only non-metal spacer manufactured out of 100 percent polymer foam offering performance qualities greater than any other spacer system. Super Spacer® is placed around the edges of the glass unit, reducing the occurrence of condensation.

### Let's talk

We welcome the opportunity to provide you with more information about the benefits of the White "S" Class Super Spacer®, and how it minimizes the occurrence of condensation in your glass units today, tomorrow and for the life of your KV Windows & Doors. Please contact your local KV dealer to better understand your insulated glass unit options.







**KV Custom  
Windows + Doors**



**NAFS CERTIFIED**  
NORTH AMERICAN FENESTRATION STANDARD

**IGMA**  
Industry Certified  
Sealed Glass Units!

40 Graniteridge Road, Unit 2 Vaughan, ON L4K 5M8 Canada  
T 1.855.661.3667 F 1.855.661.3662 [kvcustomwd.com](http://kvcustomwd.com)